

# SHAH INTERNATIONAL SCHOOL

## SYLLABUS- NURSERY

2017-18

APRIL- MAY

Dear Parents,

Education should be fun and not forced. Any activity done in the spirit of fun is not work at all. Here, at SIPS, we lay emphasis on play way methodology through various activities like playing, communication with peers and teachers exploring games, music and creative activities. This helps to enhance the various aspects of development like physical, psychological, intellectual, motor skills and so on. Play way method is not strictly structured and documented but is flexible depending on the interest and aptitude of the children. It is spontaneous and allows complete freedom of expression. Assessment of overall skills and aptitude of the child is done by teachers and is communicated to the parents from time to time.

The goal of the first few weeks is to help children become comfortable and well adjusted in the school and classrooms, to adjust to new environment and establish a close relationship with his/her teacher and peers.

Rhymes/ stories through puppets/ Smart class/ dramatization are a part of curriculum to make classroom interesting for the children. Teaching is done in an interactive manner.

• **Syllabus for the coming month will be uploaded on the fourth Saturday of the previous month on school website. Parents are requested to follow school website regularly to be acquainted with the school happenings/ special days and photographs of the child.**

# ✦ ENGLISH



- **BOOK:** a) Alphabet for Toddlers

b) Sacred Book of Cursive Writing

- **Vocabulary:** To enhance the vocabulary of the children, few basic words will be taught and practiced this month.

Good Morning - wish everyone in the morning.

Sorry - when you hurt someone

Thank you - when you receive something or when somebody helps you

Excuse me - when you cough or sneeze or to get attention.

May I - to seek permission

- **Questionnaire for communicative purpose:**

Few questions will be sent every month to improve communication skill of the students. Teaching of simple sentences that we use in our daily life:

Q1. What is your name?

A1. My name is \_\_\_\_\_

Q2. How old are you?

A2. I am \_\_\_\_\_ years old.

Q3. What is the name of your school?

A3. The name of my school is Shah International School

Q4. What is the name of your Principal?

A4. The name of our Principal is Ms. Sajilekha Pillai.

Q5. What is the name of your Class teacher?

A5. The name of my class teacher is \_\_\_\_\_

Q6. In which class do you study?

A6. I study in Nursery\_\_\_\_\_.

## **Pattern Writing**

- Standing line | | |
- Sleeping line \_\_\_\_\_
- Slants and curves // \\ ((

## Alphabetical Concept

English alphabet would be introduced through phonetic method. Parents are requested to adopt the same method to make teaching more effective and at the same time to avoid confusion in the little minds.

## Phonetic Sounds Chart

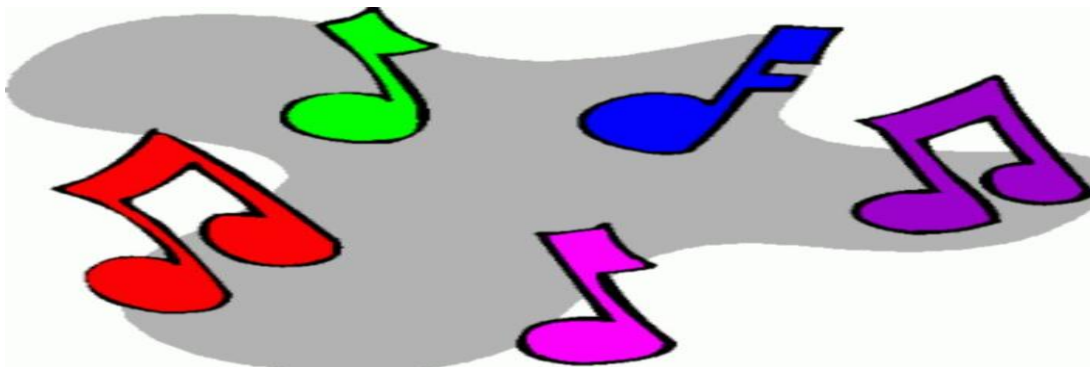
a	ऐ	n	न
b	ब	o	औ
c	क	p	प
d	ड	q	क्व
e	ए	r	र
f	फ	s	स
g	ग	t	ट
h	ह	u	अ
i	इ	v	व
j	ज	w	वा
k	क	x	एक्स
l	ल	y	य
m	म	z	ज़

- Visual recognition of A-Z (through Smart Class)
- Letter Writing –A,B,C and D (written and recognition through phonetic sounds)

## SING ALONG

**BOOK:** Periwinkle Nursery Rhymes

- Alphabet Song
- Bits of Paper
- Chubby Cheeks











# MATHEMATICS

BOOK: Maths Activity Book


## Pre number concept –

### Shapes

- Circle 
- Square 
- Triangle 
- Oval 
- Star 
- Rectangle 
- Tall and Short
- Big and Small

### Numerical Concept

- Oral Counting: 1-10 (through Class edge)
- Numbers: 1,2,3 ( Written) will be done in the workbook and notebook.



# ❖ HINDI

**Book:** पुष्पांजलि नन्हें गीत

- चिडिया बानी
- आर आदल
- हाथी राजा



# ❖ EVS

**Book:** Fun with Picture Dictionary (Part –B)

- Me and My Body Parts (Page No.2)
- Meet my family (Page No. 3)
- Colours (Page No.38)




# ❖ ENHANCING CREATIVITY

**Book:** Millennium Crayons Fun with Dev and Olina.

For the development of motor skill and finger agility and grip, following activities will be conducted in the class:

- Scribbling
- Colouring (Page no 1,2 and 3 in the book)
- Thumb Printing
- Hand Impression



# ❖ SPECIAL DAYS/ SPECIAL WEEK

As a part of teaching- learning process, to make the children aware about various vibrant hues of our lives, “**COLOUR WEEK**” will be celebrated with great enthusiasm and zeal from 24.04.17 to 28.04.17

Special colour has been allotted for each day of the week .Children will come dressed up to the school according to the colour of the day and will also carry any item related to that colour.

- Red Day (24.04.17)
- Yellow Day (25.04.17)
- Blue Day (26.04.17)
- Green Day (27.04.17)
- My Favorite Colour Day (28.04.17)





**Mother's Day (12.05.17)**

**MOM, YOU ARE MY SUNSHINE!!** Children will make a card for their mothers, with a beautiful message on it, showing their love for her. They will bring an old CD and a photograph of their mothers on 10.05.17.



**❖ CELEBRATION OF THE MONTH**

- Baisakhi Celebration (13.04.17)

Children will come dressed in traditional Punjabi attire to mark the occasion.





## ❖ COMPUTER

- Playing different games on the computer like purple place which help in developing eye-hand coordination.
- Visual learning through different educational CDs.



## ❖ COMPETITION FOR THE MONTH

**The Little Artists** (A Colouring Competition) - 5.05.17(Friday).

Children will be given a sheet and crayons to colour the drawn picture. The judgement will be based on neatness and creativity.

